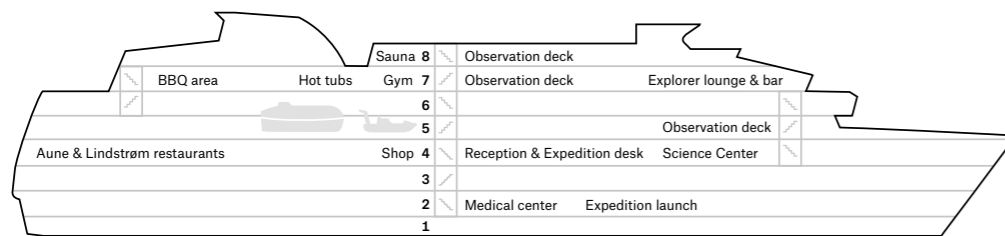


# MS Fram

MS Fram is a favourite in our fleet and has been extensively refurbished in 2022. As a small and manoeuvrable vessel, it offers Hurtigruten's distinctive small ship expedition experience, providing access to a greater range of potential landing sites. Its spacious outside decks allow you to get closer to nature and wildlife while the Science Center always offers something of interest. Stay in shape in the gym, enjoy the relaxed atmosphere in the Explorer lounge & bar, and treat yourself in the restaurants, sauna, and hot tubs. Art by Arctic artists decorate the comfortable cabins and suites.



Below: Explorer lounge & bar. Top: Polar inside cabin.



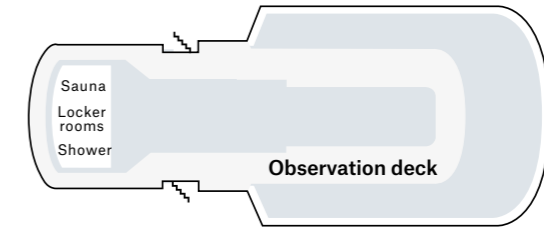
**SHIP YARD:** Fincantieri, (I)  
**FLAG:** Norway  
**YEAR OF CONSTRUCTION:** 2007  
 (Year of refurbishment 2022)  
**GROSS TONNAGE:** 11,647 t  
**CABINS:** 119  
**OVERALL LENGTH:** 114 m  
**BEAM:** 20.2 M  
**SERVICE SPEED:** 13 knots

	CATEGORY	DECK	SIZE (m²)	DESCRIPTION
EXPEDITON SUITES	MG	Grand suite	5, 6	24–27 m² High deck, one room suites with private balcony, double bed, seating area, TV, minibar, kettle, tea and coffee, espresso maker.
	Q	Mini suite	5, 6	15–20 m² High deck one room suites, double bed, TV, minibar, kettle, tea and coffee, espresso maker. Two cabins with additional sofa beds.
ARCTIC SUPERIOR	F	Outside cabin	3, 5	17–23 m² High deck spacious cabins, double bed, seating area, TV, refrigerator, kettle, tea and coffee.
	U	Outside cabin	5, 6	10–11 m² High deck cabins, flexible sleeping arrangements, TV, kettle, tea and coffee.
POLAR OUTSIDE	N	Outside cabin	3	10–13 m² Flexible sleeping arrangements, TV, kettle, tea and coffee.
	SD	Outside cabin	3	15–16 m² Cabins adapted for guests with disabilities. Two separate beds, TV, refrigerator, kettle, tea and coffee.
	FJ	Outside cabin	5	17–21 m² High deck cabins, double bed, some with flexible sleeping arrangement, seating area, TV, refrigerator, kettle, tea and coffee. Limited or no view.
POLAR INSIDE	I	Inside cabin	6	10–13 m² Flexible sleeping arrangements, TV, kettle, tea and coffee.

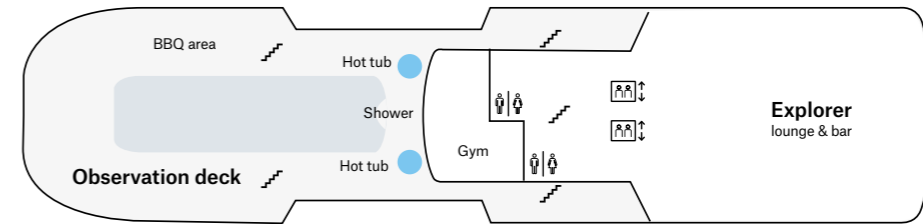
Cabins SD-342 and SD-346 are adapted for guests with disabilities. These cabins may also be available for general booking. Subject to change.

Deck

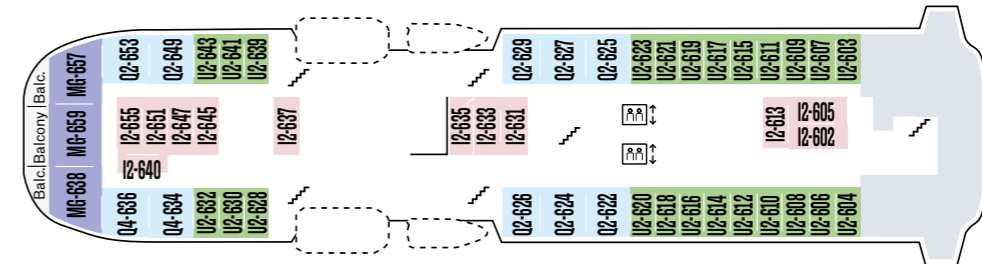
8



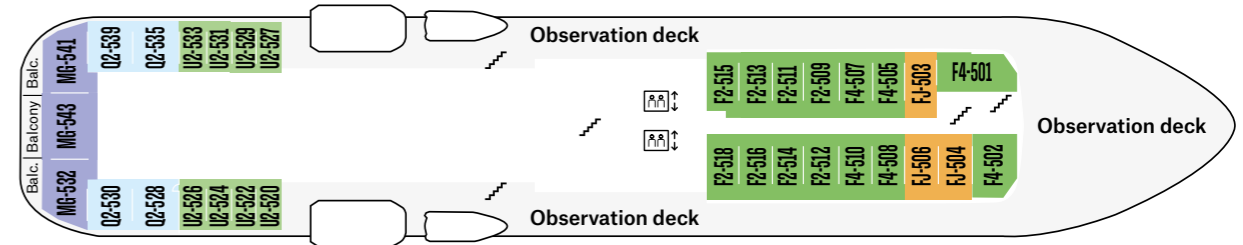
7



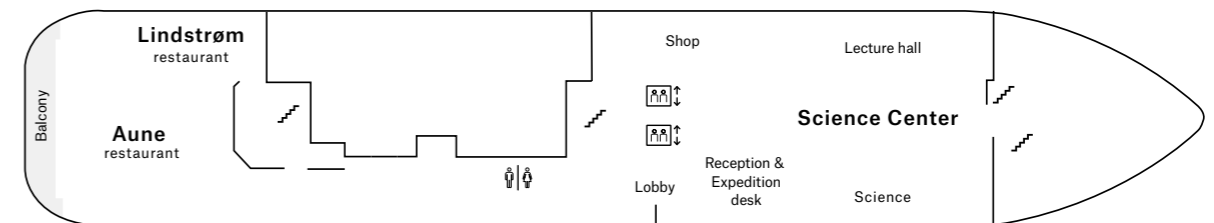
6



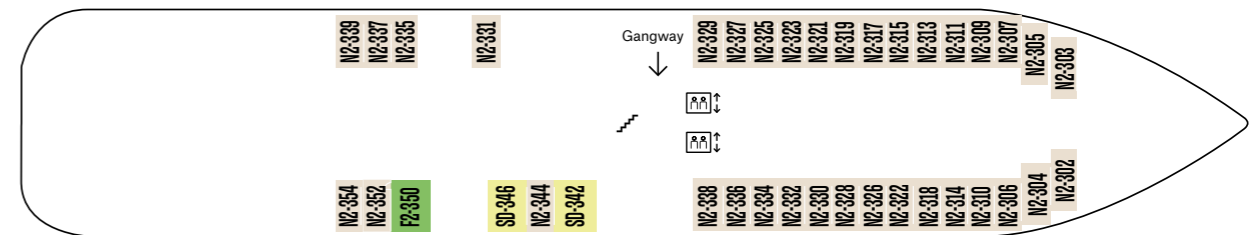
5



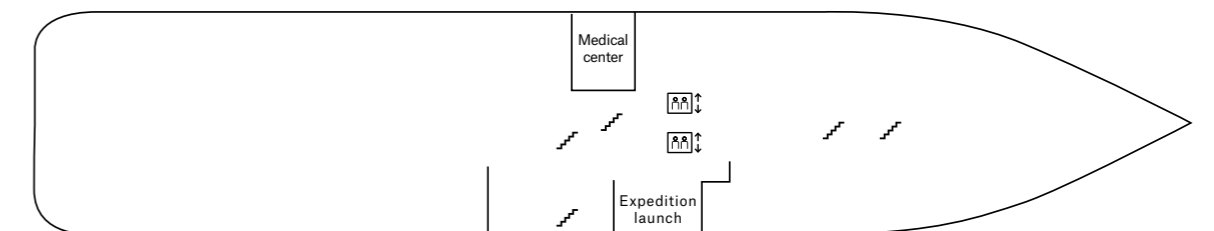
4



3



2



□ Indoor area □ Outdoor area